

## CCRAS PG - STAR Session 02: PG Admission Batch 2022-2023

### REVIEWER GUIDELINES

Follow the steps mentioned below to review the Project Proposal assigned to you:

1. Kindly visit the website at <https://pgstar.ccras.org.in/> and click on the login tab.

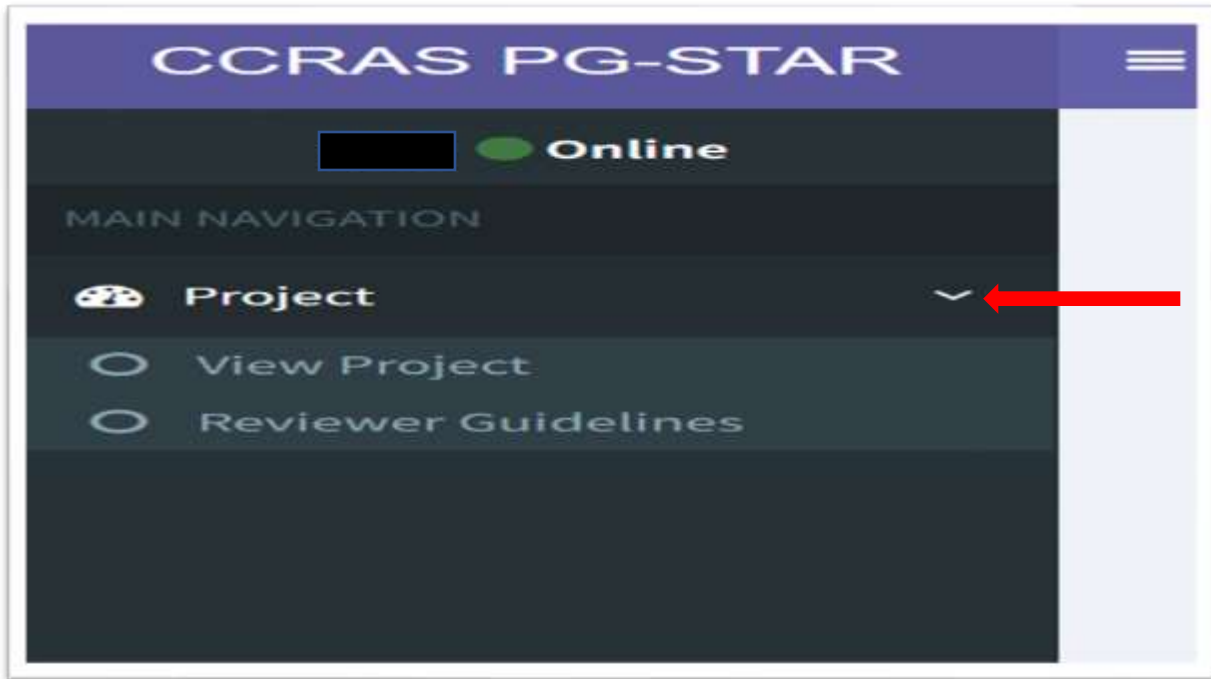


2. Login to your account using the valid credentials.



## CCRAS PG - STAR Session 02: PG Admission Batch 2022-2023

3. The reviewer dashboard will be displayed then. Click on the project button to view different tabs such as **View Project** and **Reviewer Guidelines**.



4. Click on **Reviewer Guidelines** before reviewing the research proposal.

CCRAS PG – STAR  
ANNEXURE VI

**GUIDELINES FOR EVALUATION OF PROPOSAL.**

**A. METHODOLOGY: (50 max)**

- Objectives – Accurate, Feasible, Specific, measurable (10 max)
- Procedures/Method of data collection. (10 max)
- Appropriateness of Study Design. (10 max)
- Assessment tools. (10 max)
- Appropriateness of methods of data analysis/ statistical analysis. (10 max)

☞ Reviewers need to correlate the title with methodology.

**B. NOVELTY: (05 max)**

- Novelty of ideas. (2 max)
- New approach in the existing concepts/ knowledge. (2 max)
- Formulation of the problem and hypotheses. (1 max)

**C. RELEVANCE & FEASIBILITY: (15 max)**

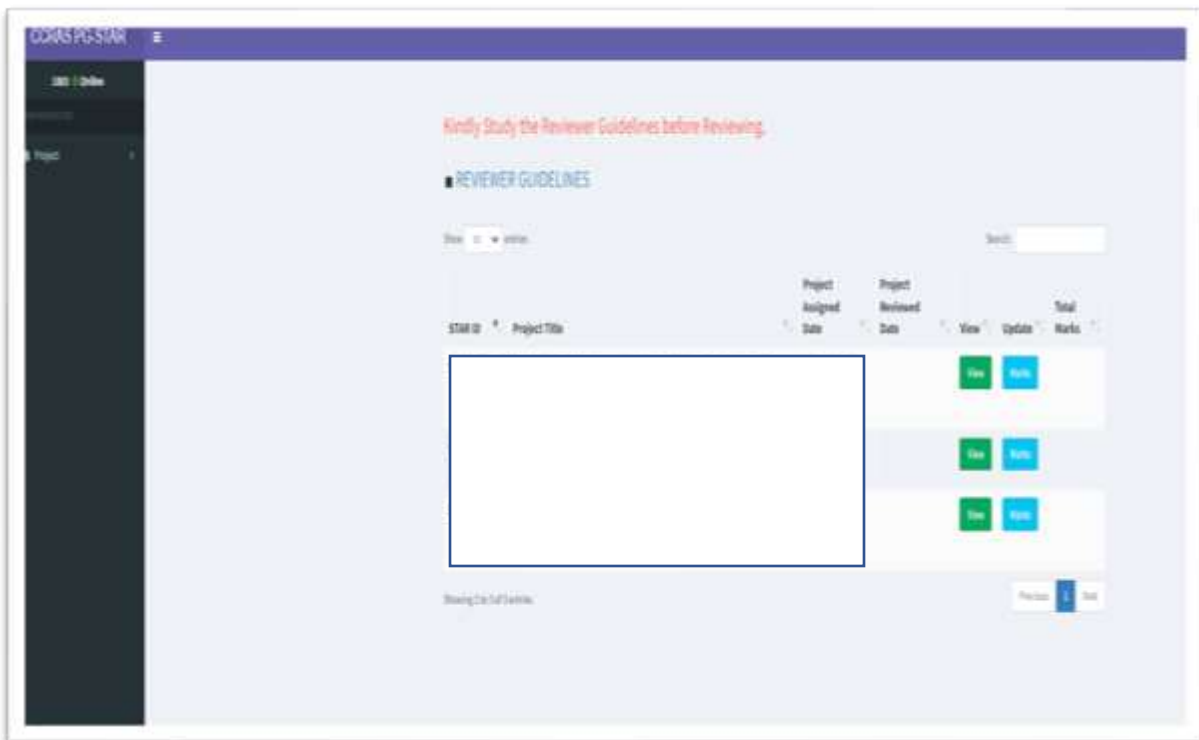
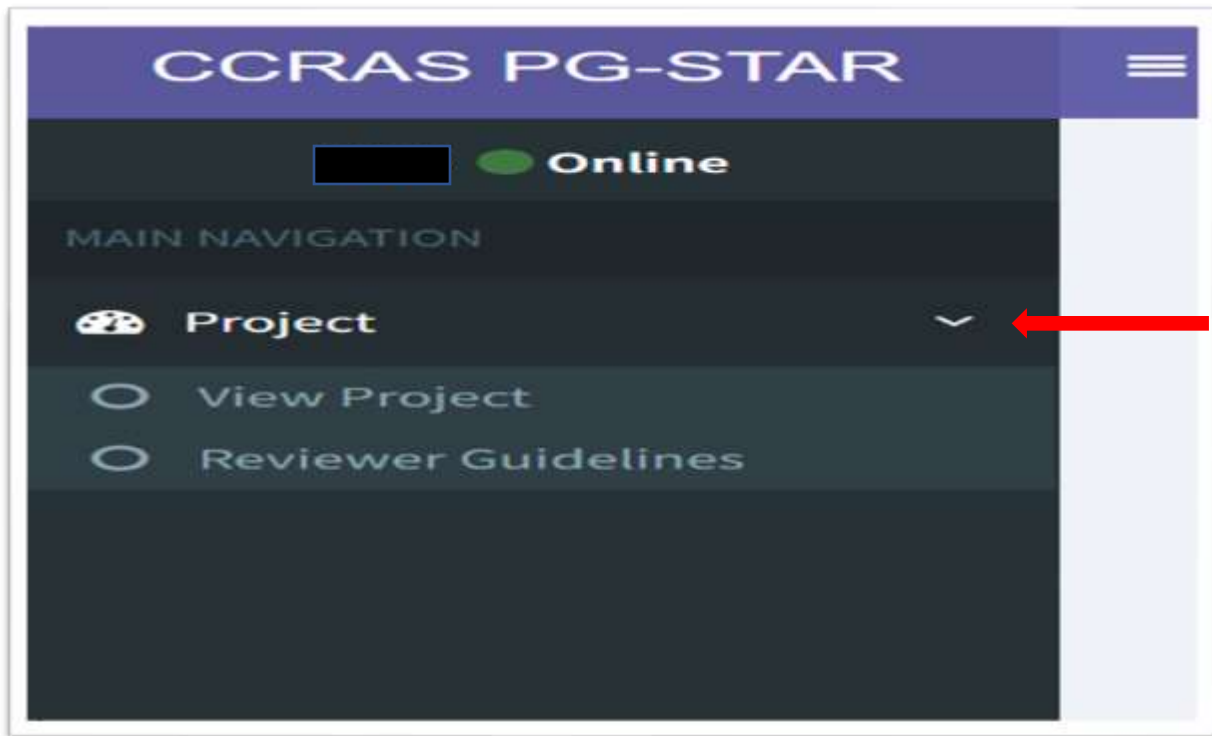
- Significance of research question. (3 max)
- Relevance in terms of Translational value. (4 max)
- Appropriateness of timeline. (4 max)
- Achievability of the Objectives (4 max)

**EVALUATION FORMAT OF PROPOSAL:**

Sl. No.	Criteria	Marks out of 70	Marks obtained	Remarks
1.	Methodology (Objectives, Materials & methods, parameters, formats, protocols, design, expected outcome etc. of the proposed work)	50		
2.	Novelty	05		
3.	Relevance and feasibility of taking work in the current setup within time limits.	15		
		<b>Total marks obtained</b>		
<b>Overall Remarks:</b>				

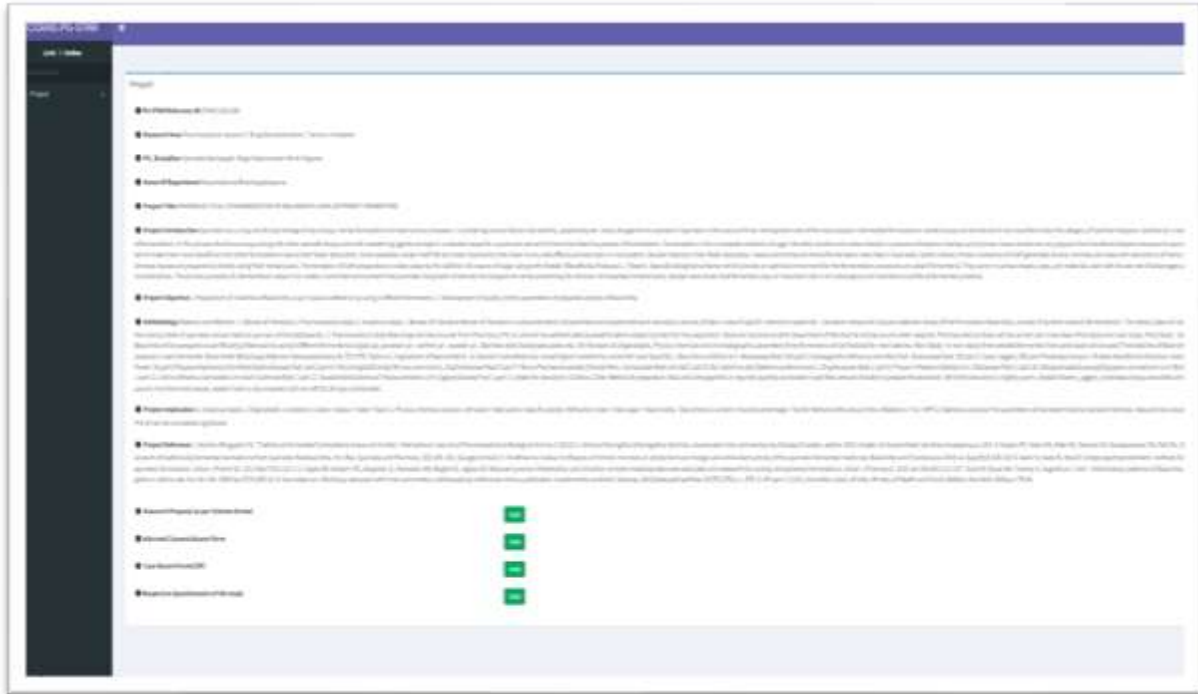
## CCRAS PG - STAR Session 02: PG Admission Batch 2022-2023

5. Click on **View Project** button to view the proposals assigned to the reviewers.

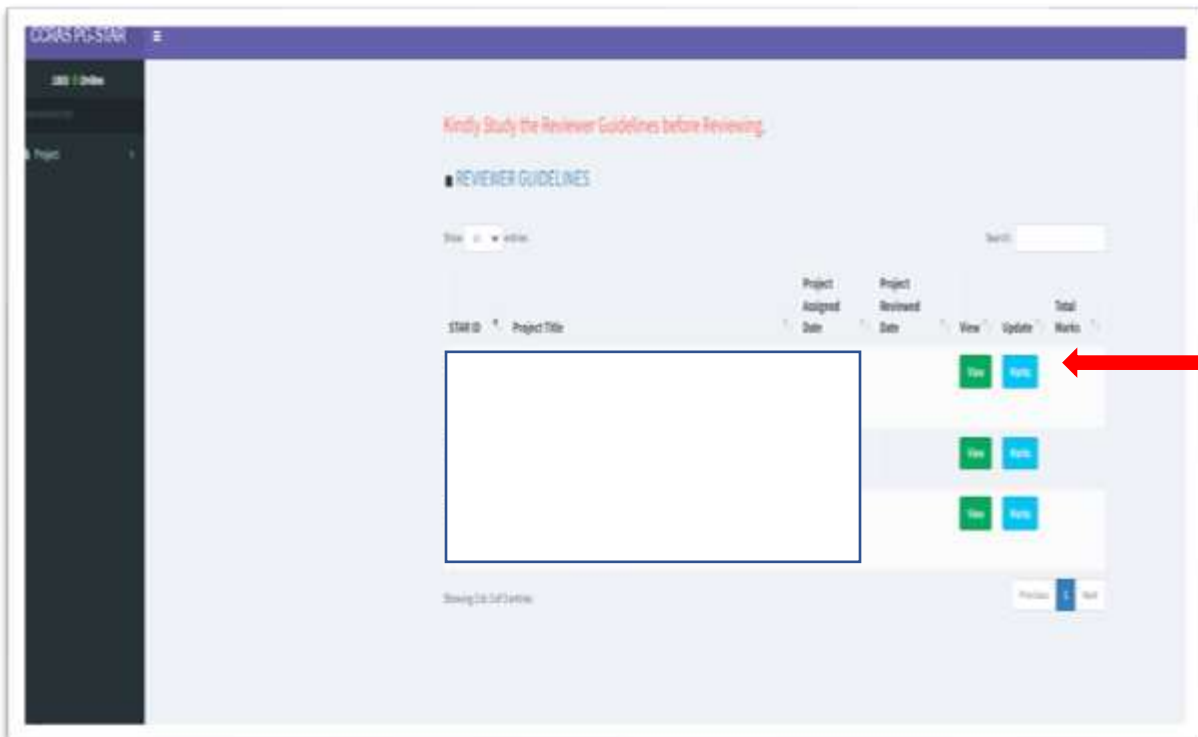


## CCRAS PG - STAR Session 02: PG Admission Batch 2022-2023

6. Click on the **View** button on the dashboard respective to each proposal to review the same with essential details/documents of the project submitted by the candidate.



7. After thoroughly reading the proposal, click on the **Marks** button.



## CCRAS PG - STAR Session 02: PG Admission Batch 2022-2023

8. Read the clause of **Declaration of conflict of interest** and click on the **Yes/No** button. Select **No** from the drop down so that other fields for marks be visible.

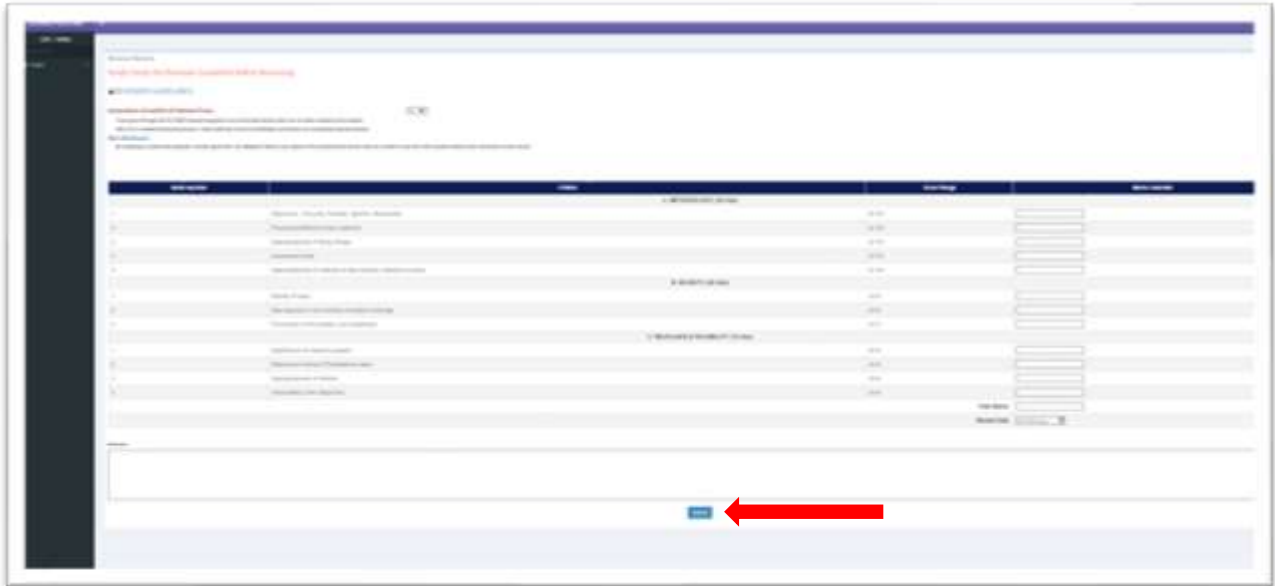
The screenshot shows the CCRAS PG-STAR web application. The header includes the text 'CCRAS PG-STAR' and a user profile icon with the name 'Online'. The main content area is titled 'Reviewer Remarks' and contains the instruction 'Kindly Study the Reviewer Guidelines before Reviewing.' Below this is a section for 'REVIEWER GUIDELINES'. The 'Declaration of conflict of interest if any:' section is highlighted, with a red arrow pointing to a dropdown menu currently set to 'YES'. Below the dropdown, there is a text box for a declaration: 'I have gone through the PG STAR Proposal assigned to me and hereby declare that I am no where related to the student. Still, if it is revealed during the process, I shall notify the Council immediately and declare my competing interests therein.'

9. Fill in the Marks in the relevant fields as whole numbers or decimals within the score range specified for each criterion. You can also provide your comments/suggestions in the tab of **Remarks**.

The screenshot displays a table with columns for 'Criteria', 'Score', 'Marks', and 'Remarks'. The table lists various criteria with their respective score ranges and input fields for marks. A red arrow points to the 'Marks' column, indicating where the reviewer should enter their scores. Below the table, there is a 'Remarks' section with a text area for providing comments or suggestions.

## CCRAS PG - STAR Session 02: PG Admission Batch 2022-2023

10. Click on **Submit** button for the successful submission of your marks on the PG STAR Portal.



11. After the final submission of marks corresponds to each proposal, the page will be automatically redirected to the home page on which marks provided for the same can be seen.

